



Summer Task

Year 12 Photography

Summer task

- During the summer, we would like you complete 2 research tasks. Research tasks simply involves looking at the work of professional photographers. It is very important to do this type of activity to train yourself to understand what creates a good photograph.

- **Task One:**


- Task one is to create 2 mood boards. You can see examples of mood boards in the following slides. It is very simple task where we just want you to use the internet to gather some images taken by other photographers (not you!) that you feel are visually interesting.
- The example mood boards are for portraiture but you can create them for any type of photography that you like.


- **Task two:**

- Task 2 is Artist Research. This activity is for you write about 2 photographers whose work you like – you can see examples of in the following slides. Use the example ones to guide you – you should write **about what you like about their work. (this is the most important thing!)**
- The example ones are for portraiture but again you can create them for any type of photography that you like.



Mood Board Examples





Artist Research Examples



Artist Research: Rosie Matheson

Rosie Matheson is a 25-year-old London based photographer, who specializes in portraiture and whose work mainly focusses on boys (one of her most successful projects). She takes her inspiration from everyday life, drawing on the expressions, actions and characteristics of people she sees on the street. This is partly what drew me to her work because I like photos that are controlled and planned, as I think you can see the relationship between photographer and model, but also ones that appear relaxed and natural at the same time. I think this is something Rosie does very well.

I also really like the way she incorporates texture into her images, for example the scars and shaved head of the model in the top image, and the mud and paint on the old brick wall in the image with the dog. I will try and look for opportunities to bring texture into my images, as I think it adds an element of interest and authenticity.

Rosie's images aren't overcomplicated, she shoots in everyday, urban locations and uses natural light. I think this (along with the close-up angle of the camera) helps ensure that the model is always the focus.

“Portraits are definitely my favourite aspect of photography. It's the everlasting challenge of capturing someone's soul and what they are about in one image, essentially telling their story.”



Artist research: Dennis Stock

Dennis Stock was an American photographer and journalist, who's most famous work focusses on the hippy culture of the 1960's. He took documentary photographs of James Dean, who he met and befriended just a few months before the actors death. Stock took the iconic image of Dean in Times square, a photo that has since become synonymous with the actor.

I like the way Stock's images all seem to convey a sense of movement, for example the woman dancing in the top image or James Dean striding across the road through the grey of the rain. They really feel like moments frozen in time that might start moving if you looked away.

I also like the grain of the film in the images, it adds to the authenticity and iconic status of these photos. This is something I will try to emulate in my images by using simple, muted colours or converting to black and white during editing.

"I have been privileged to view much of life through my cameras, making the journey an enlightened experience."

